

# Low-profile limit switch

→ 83731 / 83732 / 83733

- Low-profile steel body for narrow space
- IP66/IP69 protection
- Oil-resistant nitrile envelope and boot
- Precise setting by threaded barrel
- Short differential travel
- Long mechanical life
- Cable output



## Main specifications

		Protected metal plunger	Steel roller plunger	Metal plunger
<b>Function</b>	<b>Connections</b>			
I (changeover)	0.5 (cable, 0.5 m)	<b>83 731 316</b>	<b>83 732 323</b>	<b>83 733 315</b>
<b>General characteristics</b>				
Minimum operating force (N)		15	15	6
Minimum total travel force (N)		35	35	25
Minimum operating travel (mm)		2	2	1.5
Differential travel (mm)		0.2	0.2	0.2
Maximum total travel (mm)		6	6	4
Mechanical life (operations)		10 <sup>6</sup>	10 <sup>6</sup>	10 <sup>6</sup>
Operating temperature (°C)		-5 → +70	-5 → +70	-5 → +70
Protection degree		IP66/IP69	IP66/IP69	IP66/IP69
Weight (g)		110	120	70

## General characteristics

Conformity to standards IEC/EN 60947-5-1

Protection against electric shock IEC/EN 61140 class I  
Direct manual operation on plunger or roller is not permitted above 48 V

## Electrical characteristics

Assigned operating current (I<sub>e</sub>) 5 A / 250 V

Thermal current (I<sub>th</sub>) A 12

## Connections

Cable PVC (H05VVf) , standard length 0.50 m  
3 conductors cross-section 0.75 mm<sup>2</sup>  
Sheathed ext. Ø : 7.6 mm

Electrical protection Earthing terminal on barrel

## Product adaptations

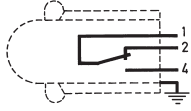


- Special cables, special lengths, full wiring with custom connector
- 90° roller plunger
- Plunger with ball for lateral approach from any direction
- Shorter barrels
- SPST-NC or SPST-NO versions
- -40 °C operating temperature (silicone versions)

## Principles

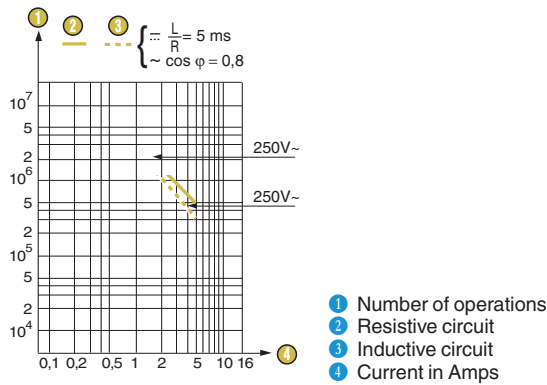
### Function

3-terminal single break two-way contact element (form C : changeover) with snap action.



- 1 Black (common)
- 2 Brown (NC)
- 4 Grey (NO)

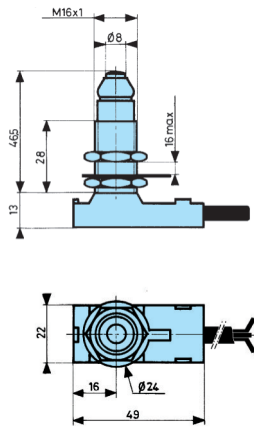
## Curves



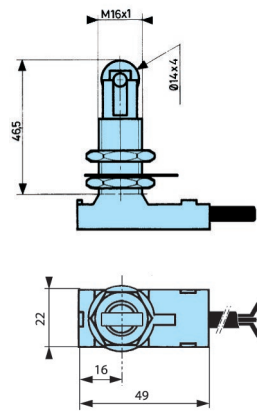
## Dimensions

### → Product

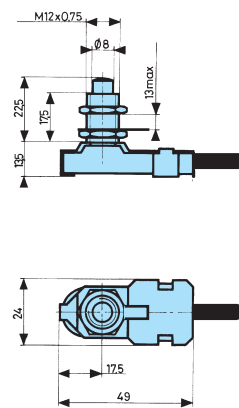
83 731 3



83 732 3



83 733 3



### Warning:

The product information contained in this catalogue is given purely as information and does not constitute a representation, warranty or any form of contractual commitment. Crouzet Automatismes SAS and its subsidiaries reserve the right to modify their products without notice. It is imperative that we should be consulted over any particular use or application of our products and it is the responsibility of the buyer to establish, particularly through all the appropriate tests, that the product is suitable for the use or application. Under no circumstances will our warranty apply, nor shall we be held responsible for any application (such as any modification, addition, deletion, use in conjunction with other electrical or electronic components, circuits or assemblies, or any other unsuitable material or substance) which has not been expressly agreed by us prior to the sale of our products.