


MINIATURE MICROSWITCHES - ROTARY ACTION

83137

- › Highly sensitive snap-action mechanism with rotary action
- › Operation by stainless steel wire, easily adaptable to the installation conditions
- › Very low operating torques
- › Ratings from 1 mA 4 V_{DC} to 5 A 250 V_{AC}
- › Very long mechanical life
- › +125 °C max operating temperature



Main specifications

	Standard 831370		Increased torque 831375	
	With lever (-)	Without lever (NOLVR)	With lever (-)	Without lever (NOLVR)
Function				
I (changeover)	83137004	83137019	83137507	83137502
I (changeover)	83137003	83137017	●	●
I (changeover)	83137055	83137020	●	●
R (normally closed)	83137008	83137028	●	●
R (normally closed)	●	83137027	●	●
R (normally closed)	●	●	●	●
C (normally open)	83137006	83137026	83137517	83137503
C (normally open)	83137005	83137025	●	●
C (normally open)	●	●	●	●
Electrical characteristics				
Rating nominal / 250 V AC (A)	5	5	5	5
Rating thermal / 250 V AC (A)	14	14	14	14
Mechanical characteristics				
Max. Operating torque (mN.m)	1.2	1.2	2	2
Min. Release torque (mN.m)	0.1	0.1	0.1	0.1
Max Pretravel (°)	26	26	26	26
Differential travel (°)	10 ^{±4}	10 ^{±4}	10 ^{±4}	10 ^{±4}
Min. Overtravel (°)	12	12	12	12
Ambient operating temperature (°C)	-20 → +125	-20 → +125	-20 → +125	-20 → +125
Mechanical life (operations)	10 ⁷	10 ⁷	10 ⁷	10 ⁷
Contact gap (mm)	0.8	0.8	0.8	0.8
Weight (g)	8.4	8.1	8.4	8.1

Additional specifications

- Case: PA66 GF (UL 94-V0 / GWFI 960 °C)
- Contacts: silver alloy (gold-plated silver alloy : on request)
- Terminals: brass (except W2: copper nickel), silver plated common
- Levers: stainless steel wire

- Degree of protection: IP40 (mechanism)
- Recommended min actuating speed: 1 °/s
- Protection against electric shock: wire lever has reinforced insulation for Ui 250V / Uimp 2,5kV / pollution 2
- Certification marks:

Product adaptations

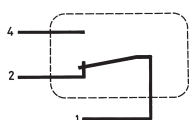


- › Special wire levers: special shapes and lengths
- › Specific angular setting of the lever
- › Lever supplied separately (length 100 mm: 70509034)
- › Other connections: screw+clamp (W5), angled terminals, ...
- › Low-current version with gold plated contacts for use from 1 to 100 mA at 4 to 30 V
- › Specific switching hysteresis : increased or reduced differential travel
- › High resistance to shock (SP2867)
- › cURus approved versions

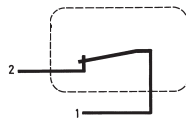
Principles

Single break snap-action switch

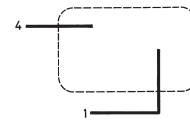
Changeover - SPDT (form C)



Normally closed - SPST-NC (form B)



Normally open - SPST-NO (form A)



Standard product

Product made to order

Contact us

Examples of special adaptations



Customized wire lever

Warning:

The product information contained in this catalogue is given purely as information and does not constitute a representation, warranty or any form of contractual commitment. Crouzet Automatismes SAS and its subsidiaries reserve the right to modify their products without notice. It is imperative that we should be consulted over any particular use or application of our products and it is the responsibility of the buyer to establish, particularly through all the appropriate tests, that the product is suitable for the use or application. Under no circumstances will our warranty apply, nor shall we be held responsible for any application (such as any modification, addition, deletion, use in conjunction with other electrical or electronic components, circuits or assemblies, or any other unsuitable material or substance) which has not been expressly agreed by us prior to the sale of our products.